



Allied Vision I/O cables are manufactured in accordance with the CE standard 2004/108/EC and its underlying directions.

RoHS

Allied Vision I/O cables comply with the requirements of the EU directive 2011/65/EU (RoHS).



We declare, under our sole responsibility, that the described Allied Vision I/O cables conform to the directives of UL20276.

Contacting Allied Vision

Ordering and general information:

<https://www.alliedvision.com/en/contact>
info@alliedvision.com

Telephone

EMEA: +49 36428-677-0
The Americas: +1 978-225-2030
Asia-Pacific: +65 6634-9027
China: +86 (21) 64861133

Support:

support@alliedvision.com

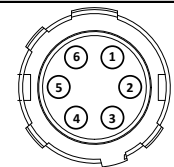
Trigger cable configuration

Part number	Legacy Part number	Camera connection	Pins	Peripherals connection	Length [m]
9436	-	Hirose female	6	Open end	2.0
9437	-	Hirose female	6	Open end	5.0
9438	-	Hirose female	6	Open end	10.0
K1200196	-	Hirose female	8	Open end	2.0
K1200197	-	Hirose female	8	Open end	5.0
2814	K1200191	Hirose female	12	Open end	2.0
2815	K1200292 02-6033A 02-6031A	Hirose female	12	Open end	3.0
2817	K1200193	Hirose female	12	Open end	5.0
2818	K1200194	Hirose female	12	Open end	10.0
2814	K1200191	Hirose female	12	Open end	2.0
2789	02-6032A	Hirose male	12	Open end	3.0
2790	-	Hirose male	12	Open end	5.0
2791	-	Hirose male	12	Open end	10.0
K1200301	-	PicoBlade	13	Open end	3.0
K1200302	-	PicoBlade	13	Open end	5.0
2792	02-6041A	Mini-D shell	14	Open end	3.0
2793	-	Mini-D shell	14	Open end	5.0
2794	-	Mini-D shell	14	Open end	1.0
Trigger cable (only connected to Trigger IN 1)					
K1200229	-	Hirose female	8	Open end	10.0
K1200267	-	Hirose female	12	BNC	2.0
K1200252	-	Hirose female	12	BNC	5.0
K1200240	-	Hirose female	12	Open end	2.0
K1200244	-	Hirose female	12	Open end	10.0

I/O connector pin assignment

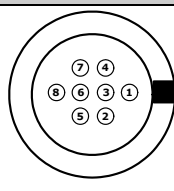
6-pin I/O connector

Mako U

Type HR10A-7P-6S	Pin	Color
	1	White
	2	Brown
	3	Green
	4	Yellow
	5	Gray
	6	Pink

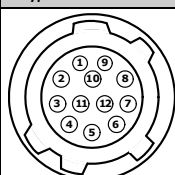
8-pin I/O connector

Guppy, Mako G

Type HR25A-7TP-8S	Pin	Color
	1	Yellow dot Red
	2	Yellow dot Black
	3	Grey dot Red
	4	Grey dot Black
	5	Pink dot Black
	6	Pink dot Red
	7	Orange dot Black
	8	Orange dot Red

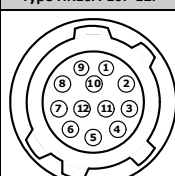
12-pin I/O connector

Goldeye G, Guppy PRO, Manta PoE, Marlin, Oscar, Prosilica GC / GT / GX

Type HR10A-10P-12S	Pin	Color	Pin	Color
	1	Blue	7	Brown
	2	Red	8	White
	3	Pink	9	Black
	4	Grey	10	Orange
	5	Yellow	11	White/Black
	6	Green	12	White/Brown

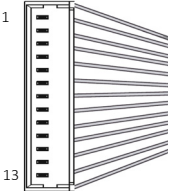
Hirose 12-pin I/O connector

Prosilica GE

Type HR10A-10P-12P	Pin	Color	Pin	Color
	1	Blue	7	Brown
	2	Red	8	White
	3	Pink	9	Black
	4	Grey	10	Orange
	5	Yellow	11	White/Black
	6	Green	12	White/Brown

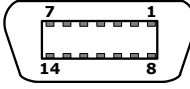
13-pin Molex Picoblade I/O connector

Manta / Stingray board level cameras

Type Molex Picoblade	Pin	Color
	1	Blue
	2	Red
	3	White/Black
	4	Grey
	5	Yellow
	6	Green
	7	Brown
	8	White
	9	Black
	10	Orange
	11	White/Brown
	12	Violet
	13	Shield-Transparent

14-pin Mini-D I/O connector

Prosilica GB / GS

Type Mini-D	Pin	Color
	1	Red
	2	Black
	3	White
	4	Brown
	5	Green
	6	Blue
	7	Orange
	8	-
	9	-
	10	Yellow
	11	White/Brown
	12	Pink
	13	White/Black
	14	Grey

Note



For technical details of input ranges, see the technical manuals and the I/O cable data sheets.

Additional information

For additional technical information, such as technical manuals, see:

<https://www.alliedvision.com/en/support/technical-documentation>

Disclaimer

All trademarks are acknowledged as property of their respective owners. All rights reserved.
Copyright © 2017 Allied Vision Technologies GmbH.

Allied Vision Technologies GmbH 9/2017

Headquarters:

Allied Vision Technologies GmbH
Taschenweg 2a
D-07646 Stadtroda / Germany

President/CEO: Frank Grube
Tax ID: DE 184383113

